



POWER	RMS 1 Ω	1500 W
POWER	RMS 2 Ω	850 W
POWER	RMS 4 Ω	500 W

MAX PA1-1500.1DZ1

MAXIMUM EFFICIENCY EVOLVED

The MAX PA1 series amplifiers are the next generation high efficiency, full range, Class D amplifiers - engineered to perfection with handpicked, high-grade components and innovative design features that guarantee long-time, maximum output performance.

VCC - OPTIMIZED AIR FLOW

The unique heatsink, in extruded aluminum with a reinforced A-star backplate, features thermal properties developed to optimize and control the amplifier temperature. The GAS VCC (Vented Cross Cooling) system keeps cool air flowing constantly forward over the components, forcing out the hot air through the thermal openings in the opposite side of the chassis.

HIGH QUALITY VERSATILITY

The advanced, full range, class D circuitry on a 4-layer PCB allows any type of speaker to be connected - subwoofers, drivers, tweeters or coaxials. The high/band pass filter is adjustable between 15-80Hz, and the low pass filter is adjustable from 50Hz all the way to 22000Hz. To fine tune the bass frequencies (35-70Hz) there is a 0-12dB Bass EQ level control. The PA1-1500.1DZ and PA1-3000.1DZ are available in Z1 (max power @10hm) and Z2 (max power @20hm) versions to match any setup.

POWER MANAGEMENT AND CONTROL

The high-power, continuous output from the MAX PA1 series is made possible thanks to a high-voltage, stabilized power supply that fully monitors voltage variations from the car's battery. The amplifiers also have a 4-way protection circuit system; Thermal-, Short circuit-, Overload Protection and a Turn on delay.

Setting (and maintaining) the correct output level is optimized thanks to the Clip LEDs on the amplifier and the wired remote - No clip light indicates that the distortion is less than 1%, anything above and the advanced protection circuitry kicks in. To ensure a secure and stable input signal all models have high-quality Tiffany RCA connectors.

SIZE MATTERS

The MAX PA1 amplifiers have been equipped with plus-size 8AWG (10mm²) dual speaker cable outputs and actual sized power and ground connectors. The PA1-1500.1DZ1/2 has a 2AWG (35mm²) connector, the PA1-3000.1DZ1/2 has a 0AWG (50mm²) and the biggest model, PA1-5000.1DZ1, has dual 0AWG (50mm²).

SPECIFICATIONS

MAX PA1-1500.1DZ1

Component	Pro Amplifier
Topology	Full range class D
Channels	Mono
Input mode	1 Ch
Power RMS (1 Ohm)*	1x1500W
Power RMS (2 Ohm)*	1x850W
Power RMS (4 Ohm)*	1x500W
Frequency response	15-22000Hz
Low Pass Filter	50-22000Hz
High/Band Pass Filter	15-80Hz
S/N ratio (A-weighted)	>92dB
Bass EQ (Level)	0-12dB
Bass EQ (Frequency)	35-70Hz
Crossover slope	12dB
Power/REM voltage	10-16V
Input sensitivity	0.2-10V
THD+N	<0.1%
Damping Factor	>120
Power Fuse	N/A
High level input	N/A
RCA line out	Yes (mono)
CLIP	Yes
Bass Remote	Yes/Level/Clip
Maximum current	142A

*CEA-2006 Power Standard, 14.4V >1% THD


RECOMMENDED CABLES

CABLE	REC. MIN SIZE	MAX SIZE
Power cable	2AWG (35mm ²)	2AWG (35mm ²)
Speaker cable	14AWG (2.5mm ²)	8AWG (10mm ²)
REM cable	18AWG (0.75mm ²)	12AWG (4mm ²)

INCLUDED ACCESSORIES



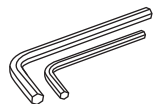
Sticker (1pc)



Screws (6pcs)



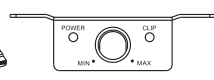
Manual (1pc)



Allen keys (2pcs)



Remote cable (1pc)



Remote (1pc)

DIMENSIONS

