

SPECIFICATIONS

Below you'll find the specifications that has been checked and tested in our workshop. The specified sensitivity isn't directly connected with the sound pressure in the vehicle, and shouldn't be used as the sole indicator for comparison with other subwoofers.

MAX PT2-384

Component	SPL tweeter
Tweeter size	1.5" (38mm)
Nominal impedance	4 Ohm
Power RMS / Power MAX	70W / 140W
Freq. response	2000-30000Hz
Sensitivity	109dB
Voice coil	1.5" CCAW
Cone	Macromolecule composite diaphragm
Housing	Aluminum
Shorting ring	Yes, copper
Magnet	H0 ferrite
Capacitor	3.3uF MKT 250V
Terminal	CD crosshead

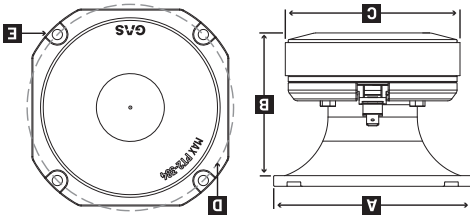
MAX USER MANUAL



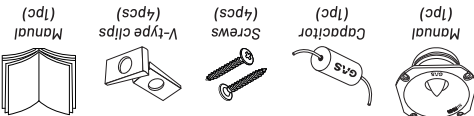
MAX PT2 PT2-384

HARDCORE CAR AUDIO

PT2-384	102	75	91	Ø107	Ø5	mm
A	B	C	D	E		



DIMENSIONS



Unboxing your new MAX product is an experience, make sure that the tweeters and all the accessories are included in the packaging:

UNPACKING

To get the best performance out of your new speaker we strongly suggest to use a highpass filter with at least 12 dB slope.
Recommended cross over:
HPF @ 5000Hz (12dB/Oct) for PT2-384

There is a first time for everything, if you need help - ask a friend or contact your local GAS AUDIO POWER dealer/installer.
We want you to experience your products to the MAX, but we don't want you to injure yourself or others. Use common sense, respect high pressure levels & volume, follow your local laws and regulations.
being damaged.
Do not drill any holes without checking what lies beneath, and don't cut anything without making sure that no important components risk

PLAY LOUD AND SAFE. Read through this information, follow the instructions and save the manual for future usage and reference.
Do not expose the wiring to your new speaker to excessive damp or moisture. If the wiring is exposed it might result in electric failure, shock or damage to the product. Servicing is required when the product has been damaged in any way and/or doesn't operate normally. Refer all servicing to qualified service personnel only.
Keep the cables inside the vehicle separate from sharp edges or components that may be affected or take damage. Follow the recommended cable sizes and always use high quality cables and accessories. Even if you're eager to put the speaker to use - take no shortcuts when installing the cables, make sure that all connectors are protected and secured.
Do not drill any holes without checking what lies beneath, and don't cut anything without making sure that no important components risk being damaged.
There is a first time for everything, if you need help - ask a friend or contact your local GAS AUDIO POWER dealer/installer.
We want you to experience your products to the MAX, but we don't want you to injure yourself or others. Use common sense, respect high pressure levels & volume, follow your local laws and regulations.

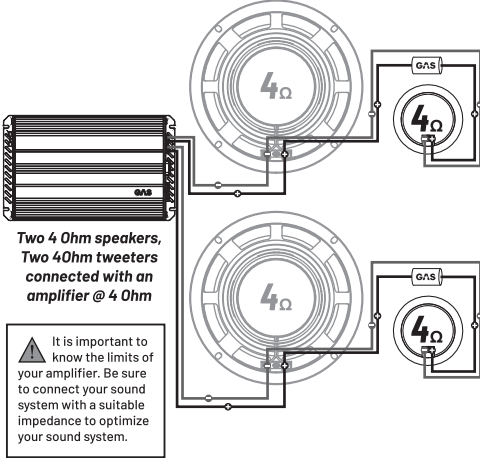
SAFETY

HOW TO

INSTALL TWEETER

Before installing your brand new tweeter, make sure that you have everything you need. Have the right tools ready, and make sure that you have the necessary knowledge/skill to perform the installation properly. Preparation and knowledge is crucial!

Make sure to look through the recommended wiring schematics below. Take note of the impedance stability of your amplifier. Don't be afraid to consult your local GAS AUDIO POWER dealer/installer if you have any questions.



SAFETY

This product is covered by warranty, depending on the conditions in the country where it's sold. If the speakers are returned for service, please include the original dated receipt (or a copy) with the product. Make sure that the speakers are packaged properly and secured, preferably in its original packaging.



The crossed-out whee bin symbol means that the product, literature and packaging included must be taken to separate collection at the end of their working life. Don't dispose of these products as unsorted municipal waste; take them for recycling. For info on your nearest recycling point, check with your local waste authority.



This product has been granted with the CE certification mark to show that the product follows the health, safety, and environmental protection standards for products sold within the European Economic Area (EEA).



GAS Audio Power products comply with the relevant provisions of the RoHS Directive for the European Union. In common with all Electrical and Electronic Equipment (EEE) the product shouldn't be disposed of as household waste. Alternative arrangements may apply in other jurisdictions.



GAS Audio Power is a global partner of the European Mobile Media Association, an organization that focus on promoting the custom made mobile media installations to consumers.

FEATURES

In Sweden, we have the expression "lagom" for when things are in a moderate amount. In this aspect, the MAX PT2 tweeters are as far from Swedish as it can be! They were made to blow everyone's mind and give the true next-level MAX experience.

WELCOME TO THE NEXT LEVEL

This beast of a tweeter will give you all the performance you'll need. We've combined a diaphragm made of Macromolecule Composite (MMC) material with a copper shorting ring for ultra-low distortion.

MORE THAN JUST A HUGE TWEETER

Experience every part of the tweeter spectrum all the way to - and beyond - 20,000 Hz. It's a truly exciting tweeter with a dynamic and crisp sound that delivers loads of details.

A NEW LEVEL OF SPL

You'll want to dial that volume knob beyond 11. Going berserk demands two things: tough materials and a cool design. The horn is made of aluminum with black industrial sand paint to make it look as good as it plays.

WE'VE ADDED SOME EXTRAS

Take care of the things you love, so we've included a 6dB passive crossover with a 3.3uF 250V MKT capacitor to protect your new favorite tweeter. The S2 terminal lets you connect the speaker cables with flat pin connectors or fork terminals.

THANKS FOR JOINING GAS AUDIO POWER!



GAS
AUDIO POWER

GAS AUDIO POWER and SHAKY are registered trademarks by Winn Scandinavia AB and is protected by relevant laws and jurisdictions such as Copyright and Trademark laws.

Winn Scandinavia AB | Elementvägen 15, 70227 Örebro, Sweden | www.winnscandinavia.com

Winn Scandinavia AB reserves for possible typos, factual or numeric errors that may have been printed on any products, package designs, user manuals and/or other included accessories.